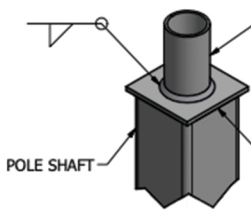


REMOVABLE CAP
POLE SHAFT

DRILL PER FIXTURE REQUIREMENTS:
D1 - DRILLED FOR 1 FIXTURE
D2 - DRILLED FOR 2 FIXTURES AT 90° & 180°
D3 - DRILLED FOR 3 FIXTURES
D4 - DRILLED FOR 4 FIXTURES

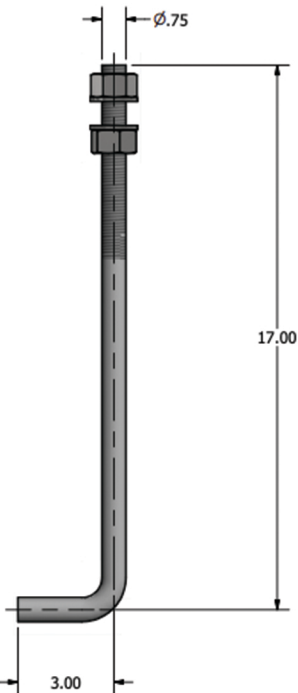
DRILL MOUNT OPTIONS



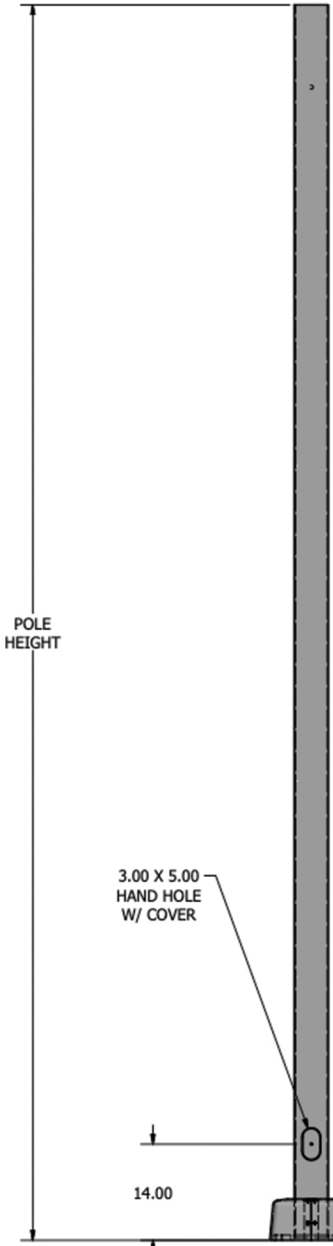
TENON MOUNT OPTIONS:
T2- Ø2.38 OD X 4.00 LG
T2.5 - Ø2.88 OD X 4.00 LG
T3- Ø3.00 OD X 5.00 LG
T4- Ø4.00 OD X 6.00 LG

POLE SHAFT
.25 THK. TENON MOUNT

TENON MOUNT OPTIONS



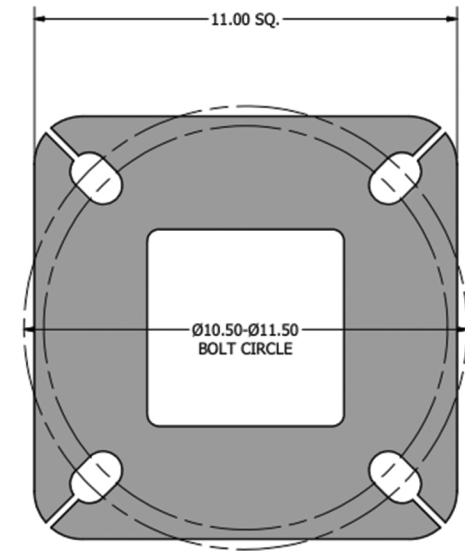
Ø.75 X 20.00 ANCHOR BOLT



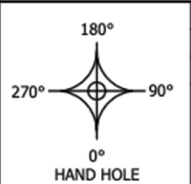
POLE DETAIL

POLE SPECIFICATIONS					
NO.	COMPONENT	ASTM DESIGNATION	MIN. YIELD (P.S.I)		
1.	POLE SHAFT	A-500 GR. B	46,000		
2.	BASE PLATE	A36	36,000		
3.	ANCHOR BOLTS	F1554 GR. 55	55,000		
4.	GALVANIZED HARDWARE	A153	-		
FINISH SPECIFICATIONS					
POLES SHALL HAVE A POLYESTER POWDER COAT FINISH IN A STANDARD COLOR.					
POLE DIMENSIONS					
POLE HGT. (FT.)	TOP SQ. SIZE (IN.)	BOT. SQ. SIZE (IN.)	GAGE	MTG. HGT. (FT.)	
25'	5.00	5.00	11 GAGE	25'	
BASE PLATE DIMENSIONS					
BOLT CIRCLE (IN.)	BASE PLATE DIM. (IN.)	BOLT HOLE (IN.)	PLATE THK. (IN.)		
10.50-11.50	11.00 SQ	1.00	.75		
ANCHOR BOLT DIMENSIONS					
ANCHOR BOLT DIA. (IN.)		ANCHOR BOLT LENGTH (IN.)			
.75		20.00			
ALLOWABLE WIND LOADING (SQ. FT.)					
WIND*	INDICATED EPA	80 MPH	90 MPH	100 MPH	120 MPH
EPA	-	8.5	6.9	5.6	4.0

*WITH 1.3 GUST FACTOR



11.00 X 11.00 X .75 THK. BASE PLATE



DRAWN: L. GRUNIS	DATE: 7/16/2019
REVISION:	DATE:
QUOTE:	SO.#
APPROVAL SIGNATURE:	



23171 Groesbeck Hwy.
Warren, MI 48089
P: (586) 774-5650 | F: (586) 774-5706
www.unitedlightingstandards.com

SOME GEOGRAPHICAL AREAS HAVE SPECIAL WIND CONDITIONS THAT CAN CREATE WIND INDUCED VIBRATIONS CAUSING A FATIGUE PROBLEM. NO METHOD HAS YET BEEN FOUND FOR PREDICTING DESTRUCTIVE LIGHTING POLE VIBRATION. THESE CONDITIONS ARE UNIQUE AND CANNOT BE GUARANTEED AGAINST, AND ARE THE RESPONSIBILITY OF A LOCAL SITE ENGINEER.	
WARNING: DO NOT INSTALL LIGHT POLE WITHOUT INTENDED LOADING.	
TITLE:	
CATALOG:	
DWG NC	ALS-SSQS-25-5-11-AB
SIZE: C	SHEET 1 OF 1