| POLE SPECIFICATIONS | | |
|---|---|---|
| NO. | COMPONENT | MAT'L DESIGNATION |
| 1. | POLE SHAFT | 6063-T6 |

| FINISH SPECIFICATIONS |
|---|
| POLES SHALL HAVE A POLYESTER POWDER COAT FINISH IN A STANDARD COLOR. |

| POLE DIMENSIONS | | | | |
|---|---|---|---|---|
| POLE HGT (FT.) | TOP DIA. (IN.) | BOTTOM DIA. (IN.) | GAGE | MTG. HGT. (FT.) |
| 22' | 6.00 | 6.00 | .188 | 18' |

| ALLOWABLE WIND LOADING (SQ. FT.) | | | | | |
|---|---|---|---|---|---|
| WIND* | INDICATED EPA | 80 MPH | 90 MPH | 100 MPH | 120 MPH |
| EPA | | 14.9 | 11.3 | 8.4 | 5.9 |

*WITH 1.3 GUST FACTOR

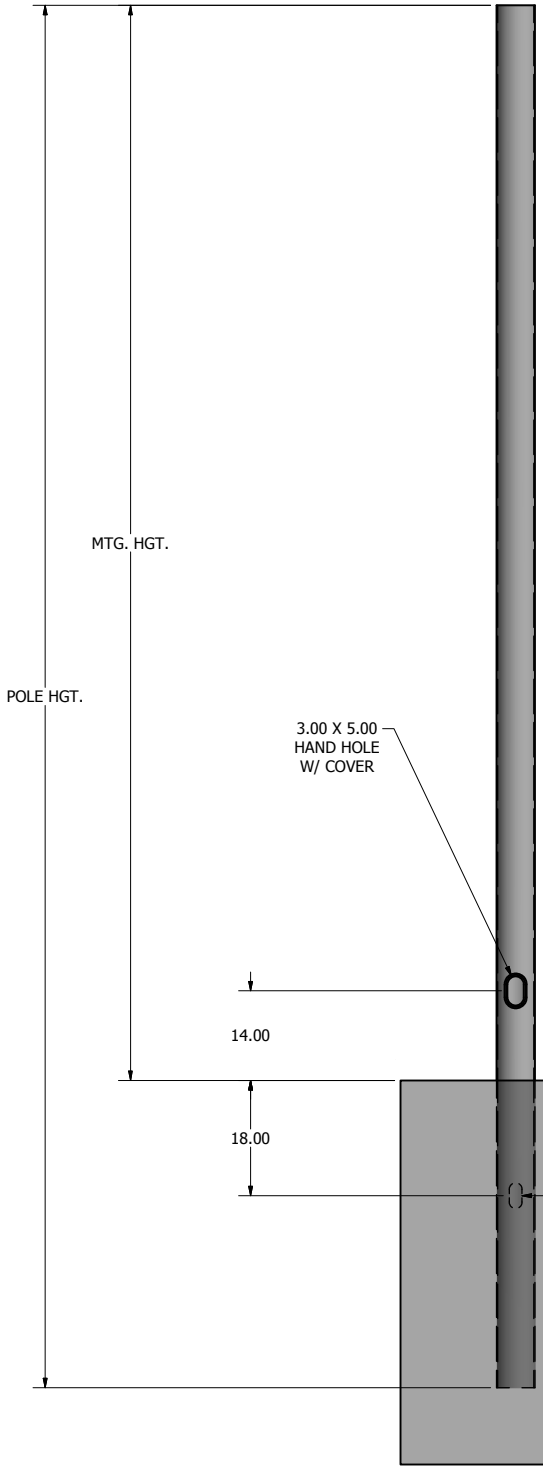


POLE DETAIL

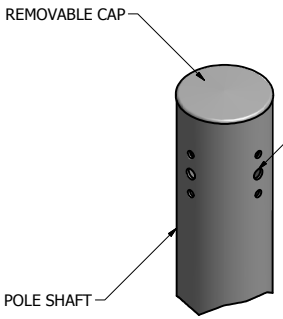


DRILLED PER FIXTURE REQUIREMENTS:
D1- DRILLED FOR 1 FIXTURE
D2- DRILLED FOR 2 FIXTURES AT 90° OR 180°
D3- DRILLED FOR 3 FIXUTRES AT 90° OR 120°
D4- DRILLED FOR 4 FIXTURES

DRILL MOUNT OPTIONS

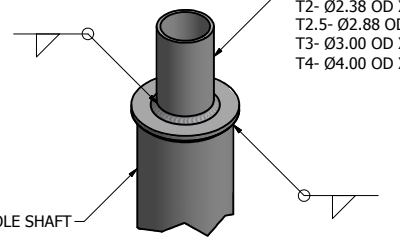


TENON MOUNT OPTIONS:
T2- Ø2.38 OD X 4.00 LG
T2.5- Ø2.88 OD X 4.00 LG
T3- Ø3.00 OD X 5.00 LG
T4- Ø4.00 OD X 6.00 LG

TENON MOUNT OPTIONS

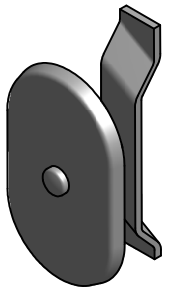

3.00 X 5.00 HAND HOLE COVER

NOTE: COAL TAR EPOXY COATING AVAILABLE AS AN OPTION FOR EMBEDDED PORTION PLUS 6 IN. OF THE POLE SHAFT.

SOME GEOGRAPHICAL AREAS HAVE SPECIAL WIND CONDITIONS THAT CAN CREATE WIND INDUCED VIBRATIONS CAUSING A FATIGUE PROBLEM. NO METHOD HAS YET BEEN FOUND FOR PREDICTING DESTRUCTIVE LIGHTING POLE VIBRATION. THESE CONDITIONS ARE UNIQUE AND CANNOT BE GUARANTEED AGAINST, AND ARE THE RESPONSIBILITY OF A LOCAL SITE ENGINEER.

TITLE:

CATALOG:

DWG NO: ALS-ARDS-6183-DB

SIZE: C

SHEET 1 OF 1


15841 Old US Highway 441
Tavares, Florida 32778
(321) 203-4869
sales@americanlightingsystems.com
AmericanLightingSystems.com


DRAWN: L. GRUNIS | 2/6/2017
CHECKED | DATE:
REVISION: | APPROVED:
QUOTE: | S.O.#
REF: | SCALE: NONE

180°
270° 90°
0°
HANDHOLE