



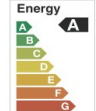

Job Name:
Type:
Part #:
Notes:

80W, 100W, 150W, 200W, 240W & 300W



LED UFO High Bays

A unique feature for this fixture is the quick disconnected cable, it can quickly separate the driver from the LED module for easy maintenance. The unit has built-in heat sink and comes with a hook made of die-cast aluminum for a strong and easy installation.



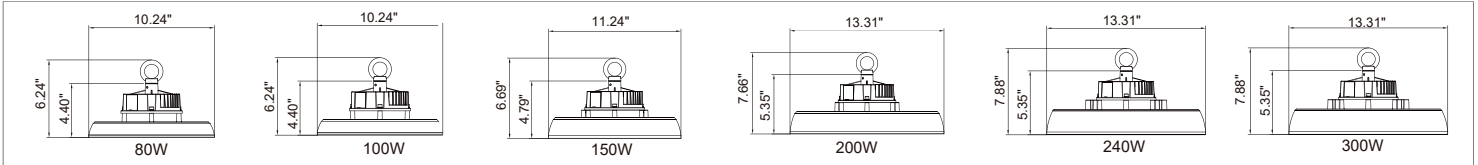
Product Features

1. DLC 5.1 Premium with high luminous efficiency and low UGR;
2. Simple and stylish appearance;
3. Excellent heating dissipation;
3. Branded driver and LED's;
4. Microwave Sensor, PIR Motion sensor, Motion Sensor with Bluetooth ;
5. Very complete accessories for option.
6. 0-10 diming.

Also available in white (WH)



Product Dimensions

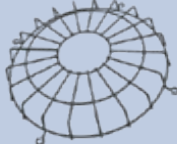


Single power & CCT

Model Number	Wattage	Working Voltage	CCT	Lamp Bead Model	Beam Angle	Lighting Efficiency	Color Rendering Index	Operating Temperature	Storage Temperature	Environment Location	Life span	Lamp shell
ALS-RHB8-80W-5K-120-D	80W	AC 120-277V	3500K 4000K 5000K	2835 LUMILEDS	80°/110°	150lm/W	Ra>70	-40°F~-113°F -40°C~45°C	-40°F~-158°F -40°C~70°C	Wet Location	50000H	Black & White
ALS-RHB8-100W-5K-120-D	100W											
ALS-RHB8-150W-5K-120-D	150W											
ALS-RHB8-200W-5K-120-D	200W	AC 120-347V	3500K 4000K 5000K	2835 LUMILEDS	80°/110°	150lm/W	Ra>70	-40°F~-113°F -40°C~45°C	-40°F~-158°F -40°C~70°C	Wet Location	50000H	Black & White
ALS-RHB8-240W-5K-120-D	240W											
ALS-RHB8-300W-5K-120-D	300W											

Optional Accessories & Mounting Brackets

- Motion Sensor Wire Guard Aluminum Reflector Celing with loop Pendant Mount PC reflector





Job Name:
Type:
Part #:
Notes:

// Specifications

80W

Part #	ALS-RHB8-80W-5K-120-D	Control:	0-10V Dimming or Plug & Play Motion Sensor
Wattage:	80W	LED Chips	Lumileds
Metal Halide Equivalent:	250W	Color Temperature:	5000K Daylight
Lumens per Watt:	140lm/w	CRI	≥80
Total Lumens:	11,200lm	Certifications:	UL, DLC 5.1 Premium
AC Input:	AC120-277V	IP Rating:	IP65
Housing Material:	ADC12 Die-Cast Aluminum	Dimensions:	D10.24" x H6.24" with-hook
Finish:	Black Powder-Coat	Weight:	5.14lbs.
Lens Type/Beam Angle:	Clear/110°	Luminary Life:	50,000 Hour Rated
Driver:	Sosen	Warranty:	5 Years

100W

Part #	ALS-RHB8-100W-5K-120-D	Control:	0-10V Dimming or Plug & Play Motion Sensor
Wattage:	100W	LED Chips	Lumileds
Metal Halide Equivalent:	325W	Color Temperature:	5000K Daylight
Lumens per Watt:	140lm/w	CRI:	≥80
Total Lumens:	14,000lm	Certifications:	UL, DLC 5.1 Premium
AC Input:	AC120-277V	IP Rating:	IP65
Housing Material:	ADC12 Die-Cast Aluminum	Dimensions:	D10.24" x H6.24" with-hook
Finish:	Black Powder-Coat	Weight:	5.14lbs.
Lens Type/Beam Angle:	Clear/110°	Luminary Life:	50,000 Hour Rated
Driver:	Sosen	Warranty:	5 Years

150W

Part #	ALS-RHB8-150W-5K-120-D	Control:	0-10V Dimming or Plug & Play Motion Sensor
Wattage:	150W	LED Chips	Lumileds
Metal Halide Equivalent:	400W	Color Temperature:	5000K Daylight
Lumens per Watt:	140lm/w	CRI:	≥80
Total Lumens:	21,000lm	Certifications:	UL, DLC 5.1 Premium
AC Input:	AC120-277V	IP Rating:	IP65
Housing Material:	ADC12 Die-Cast Aluminum	Dimensions:	D11.24" x H6.69" with-hook
Finish:	Black Powder-Coat	Weight:	6.28lbs.
Lens Type/Beam Angle:	Clear/110°	Luminary Life:	50,000 Hour Rated
Driver:	Sosen	Warranty:	5 Years

200W

Part #	ALS-RHB8-200W-5K-120-D	Control:	0-10V Dimming or Plug & Play Motion Sensor
Wattage:	200W	LED Chips	Lumileds
Metal Halide Equivalent:	600W	Color Temperature:	5000K Daylight
Lumens per Watt:	140lm/w	CRI:	≥80
Total Lumens:	28,000lm	Certifications:	UL, DLC 5.1 Premium
AC Input:	AC120-277V	IP Rating:	IP65
Housing Material:	ADC12 Die-Cast Aluminum	Dimensions:	D13.31" x H5.35" with-hook
Finish:	Black Powder-Coat	Weight:	8.52lbs.
Lens Type/Beam Angle:	Clear/110°	Luminary Life:	50,000 Hour Rated
Driver:	Sosen	Warranty:	5 Years



Job Name:
Type:
Part #:
Notes:

// Specifications continued

240W

Part #	ALS-RHB8-240W-5K-120-D	Control:	0-10V Dimming or Plug & Play Motion Sensor
Wattage:	240W	LED Chips	Lumileds
Metal Halide Equivalent :	750W	Color Temperature:	5000K Daylight
Lumens per Watt:	140lm/w	CRI:	≥80
Total Lumens:	33,600lm	Certifications:	UL, DLC 5.1 Premium
AC Input:	AC120-277V	IP Rating:	IP65
Housing Material:	ADC12 Die-Cast Aluminum	Dimensions:	D13.31" x H5.35" with-hook
Finish:	Black Powder-Coat	Weight:	9.46lbs.
Lens Type/Beam Angle:	Clear/110°	Luminary Life:	50,000 Hour Rated
Driver:	Sosen	Warranty:	5 Years

300W

Part #	ALS-RHB8-300W-5K-120-D	Control:	0-10V Dimming or Plug & Play Motion Sensor
Wattage:	300W	LED Chips	Lumileds
Metal Halide Equivalent:	1500W	Color Temperature:	5000K Daylight
Lumens per Watt:	140lm/w	CRI:	≥80
Total Lumens:	42,000lm	Certifications:	UL, DLC 5.1 Premium
AC Input:	AC120-277V	IP Rating:	IP65
Housing Material:	ADC12 Die-Cast Aluminum	Dimensions:	D13.31" x H7.88" with-hook
Finish:	Black Powder-Coat	Weight:	11.18lbs.
Lens Type/Beam Angle:	Clear/110°	Luminary Life:	50,000 Hour Rated
Driver:	Sosen	Warranty:	5 Years

// Applications

